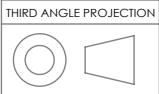
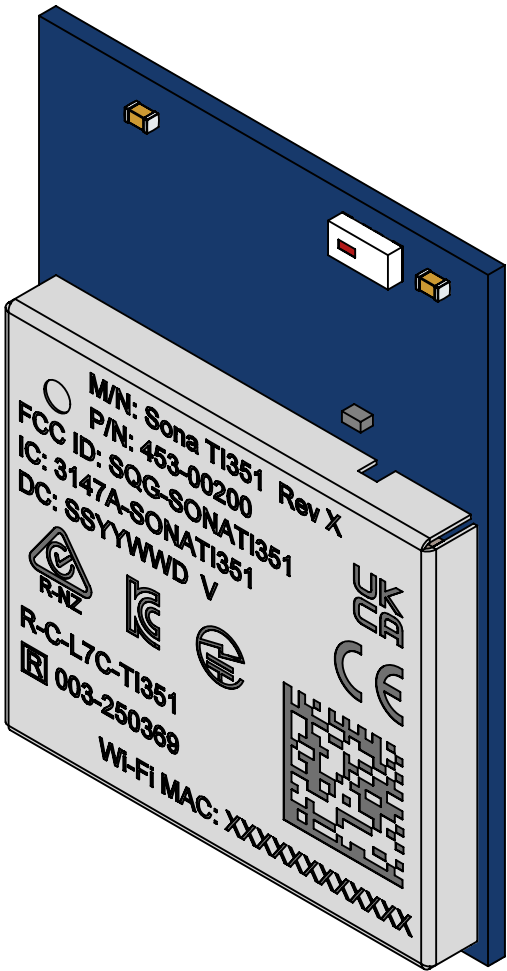
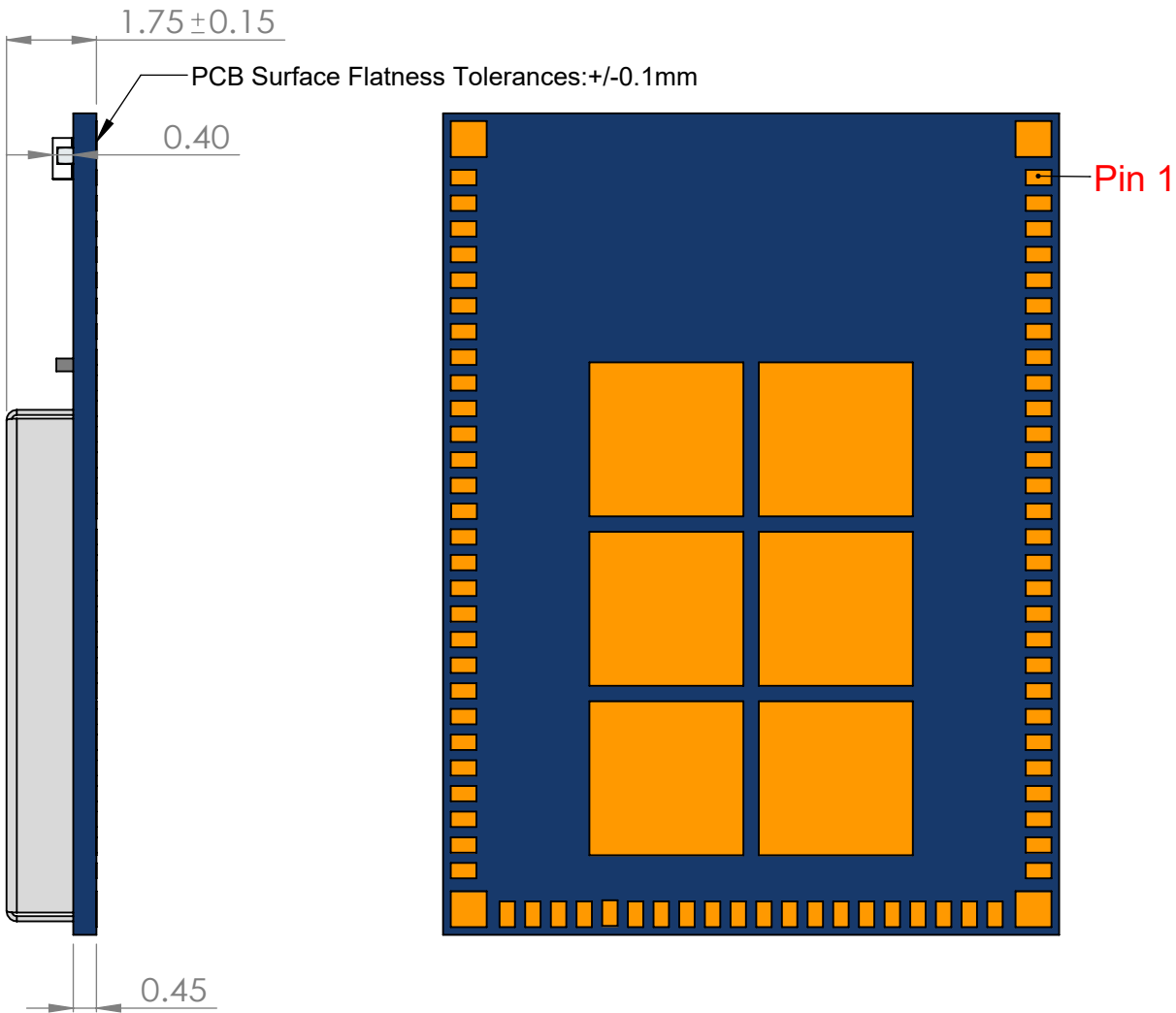
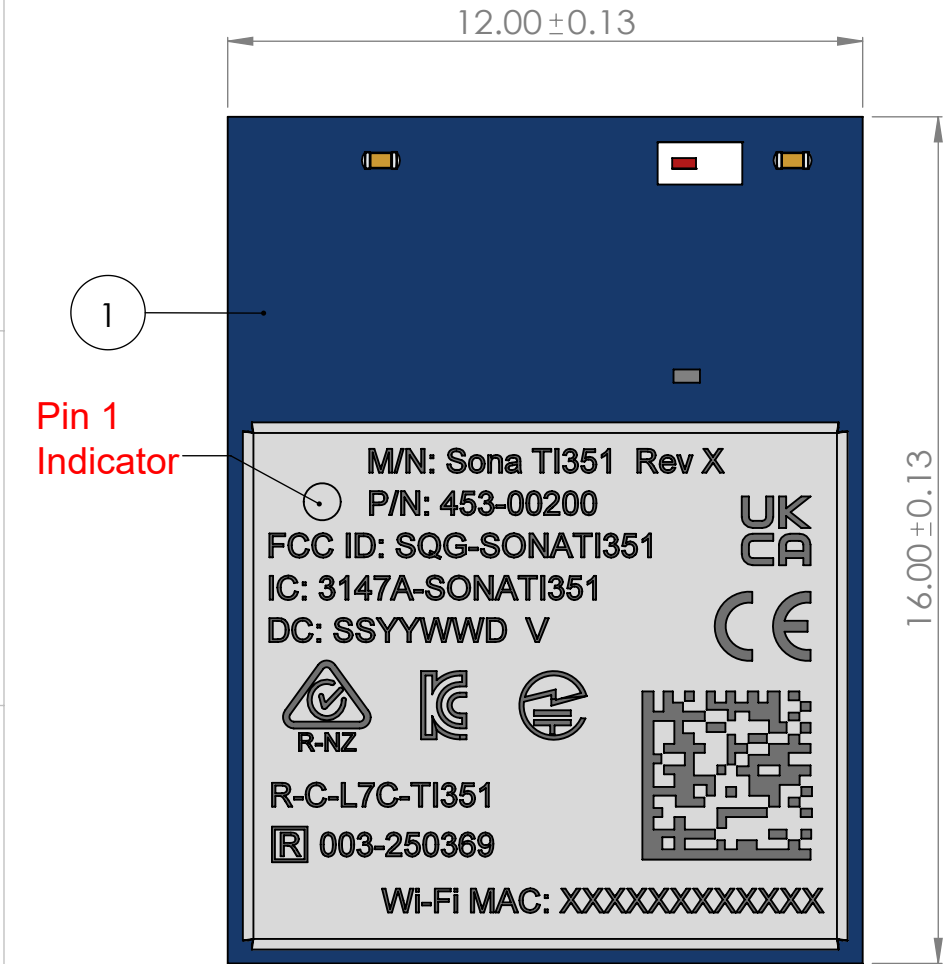


NO.	ITEM NUMBER	REV.	DESCRIPTION	QTY.
1	940-00016	3-1	PCBA, Module, Sona TI351, Integrated Antenna	1

REVISIONS			
REV.	REVISION NOTE	RELEASE DATE	REVISED BY
0-1	Initial Release	Feb 19, 2024	IT
0-2	PCBA update to R1-0	May 15, 2024	IT
0-3	PCBA update to R2-0	Jul 4, 2024	IT
1-0	Added Label / Production Release	Aug 16, 2024	RG
2-0	PCBA update to R2-0 (Updated 1216 Pin Definitions)	Oct 16, 2024	IT
2-1	Changed CoO for Module Assembly	Apr 30, 2025	RMG
3-0	Ezurio OTP and MAC Implementation Change	Aug 26, 2025	IT
3-1	Shield laser info of the module add KC logo, MIC logo and ID	Feb 3, 2026	IT



UNLESS OTHERWISE NOTED, THIS DOCUMENT CONTAINS LAIRD EZURIO INFORMATION. REPRODUCTION, USE, DISCLOSURE OR TRANSMITTAL OF ALL OR ANY PART OF THIS DOCUMENT IS PROHIBITED EXCEPT TO THE EXTENT APPROVED IN WRITING BY AN AUTHORIZED REPRESENTATIVE OF EZURIO. EZURIO RESERVES ALL RIGHTS UNDER PATENTS, TRADEMARKS, COPY RIGHTS AND TRADE SECRETS. COPYRIGHT, EZURIO 2024, ALL RIGHTS RESERVED.

UNLESS OTHERWISE SPECIFIED:  
DIMENSIONS ARE IN MILLIMETERS  
TOLERANCES:  
ANGULAR: ±.5  
X.X ±.2  
X.XX ±.1

INTERPRET GEOMETRIC  
TOLERANCING PER: ASME 14.5M

CAD FILE: 453-00200

DATE

SHEET 1 OF 1

TITLE:  
Module, Sona TI351, Integrated Antenna

SIZE

B

DWG. NO.

453-00200

REV

3-1